


If you are unable to pay your balance in full, Southeast offers **Installment Payment Plans**, allowing you to pay your balance over the course of a semester.

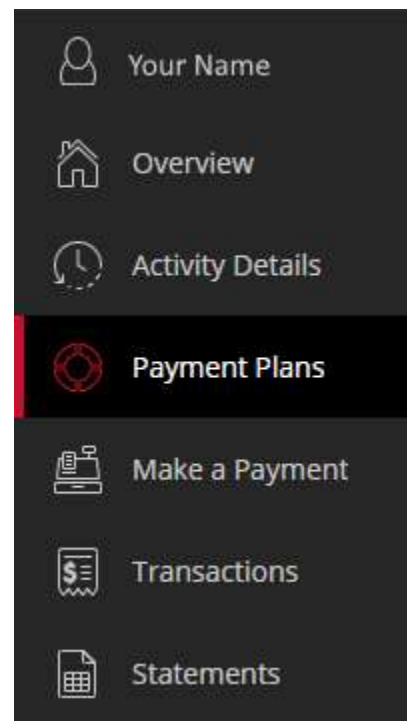

1. Login to the Student Portal: <http://portal.semo.edu>

2. If on mobile, click the  button to open the left-side menu.

3. Select your **Student SS** tab,  on the left.

4. Under the Student Financial Services section, click **SEMO-Pay (Pay/View my Bill)**.

5. From the left menu, select **Payment Plans**.



6. Click **View payment plan options**.

7. After reviewing the plan details and enrollment fee information, select **Enroll in plan** and make your first payment.

Questions regarding Payment Plans?

Contact Student Financial Services: 573-651-2253 or sfs@semo.edu