


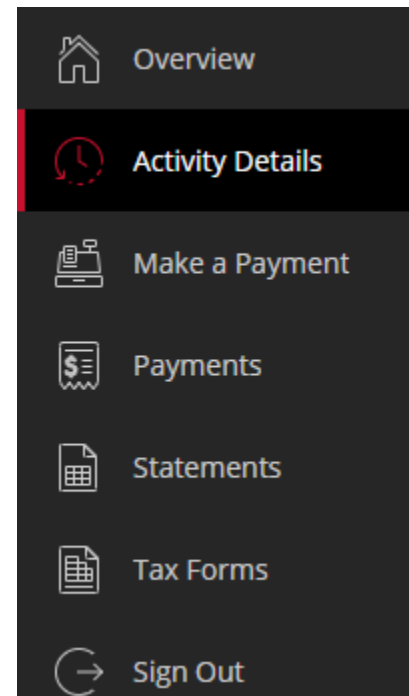




1. Login to the Student Portal: <http://portal.semo.edu>
2. If on mobile, click the  button to open the left-side menu.
3. Select your **Student SS** tab,  on the left.
4. From the “Student Financial Services” section on the left, click **“SEMO-Pay (Pay/View my bill)”** (*new window will open*)
5. From the menu, choose **“Activity Details”** 
6. Your account summary will now be shown.
  - Current Term Charges & Payments display the current semester.
  - Prior term activity lists all charges and credits for past semesters.



**Make payments online by choosing “Make a Payment.”**

**Southeast accepts online check payments (FREE) and online debit/credit card payments (service fee will apply).**