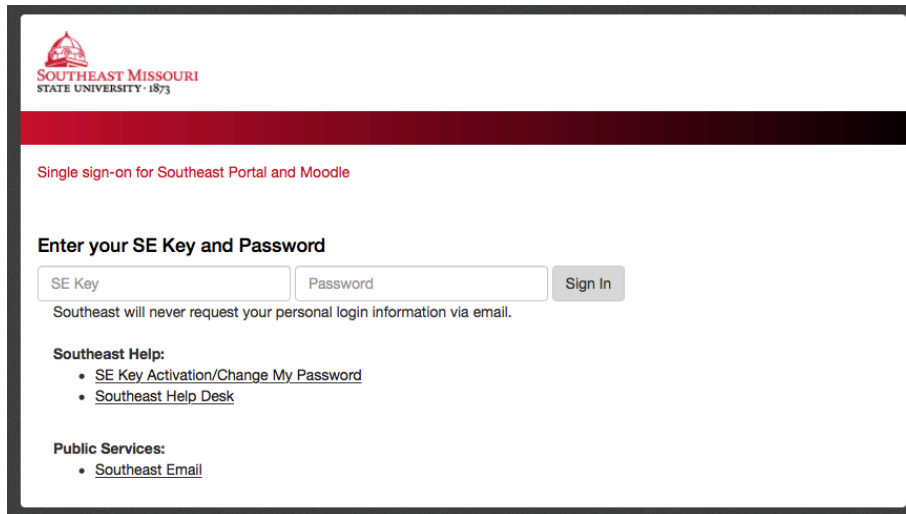


The SE Alerts emergency notification system will be used to keep you informed during emergencies that occur close to or on our campuses.

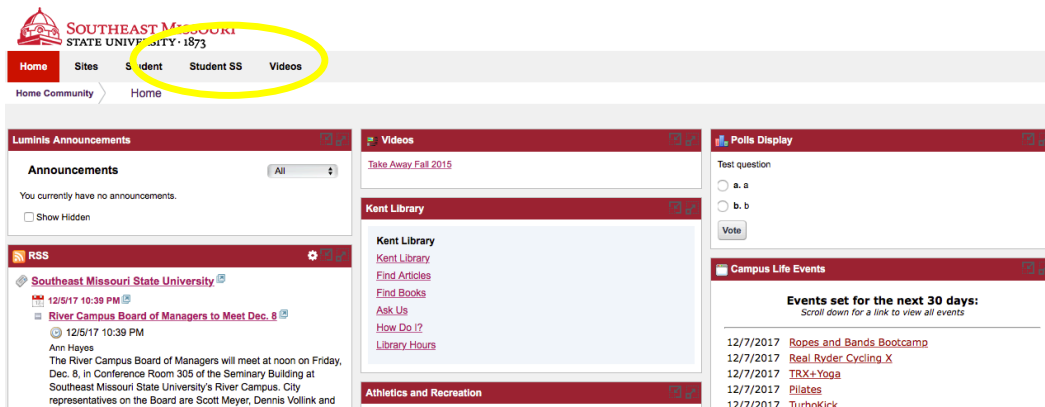
The University places a high priority on communicating emergency information. By providing this information, employees are ensuring the most current and correct information is on file for use.

1. Log in to portal.semo.edu.



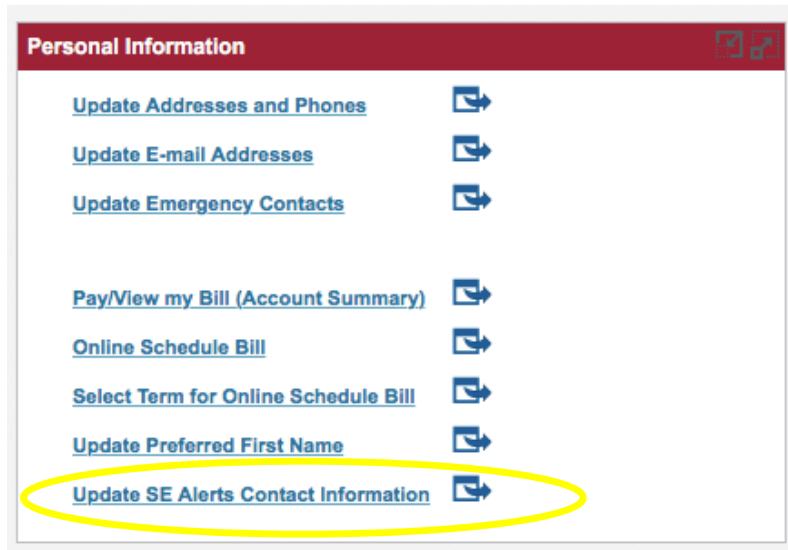
The screenshot shows the login page for the Southeast Missouri State University portal. At the top left is the university logo and name. Below it, the text reads "Single sign-on for Southeast Portal and Moodle". The main heading is "Enter your SE Key and Password". There are two input fields: "SE Key" and "Password", followed by a "Sign In" button. Below the login fields, a message states "Southeast will never request your personal login information via email." Underneath, there is a "Southeast Help:" section with two links: "SE Key Activation/Change My Password" and "Southeast Help Desk". At the bottom, there is a "Public Services:" section with one link: "Southeast Email".

2. Select the 'Student SS' tab.



The screenshot shows the website's navigation menu. The "Student SS" tab is highlighted with a yellow circle. The menu includes "Home", "Sites", "Student", "Student SS", and "Videos". Below the navigation menu, there are several content blocks: "Luminis Announcements" (no announcements), "Videos" (Take Away Fall 2015), "Polls Display" (Test question with options a and b), "RSS" (Southeast Missouri State University), "Kent Library" (links for Find Articles, Find Books, Ask Us, How Do I?, Library Hours), "Athletics and Recreation", and "Campus Life Events" (Events set for the next 30 days).

3. Select the 'Update Emergency Notification Phone Numbers' link in the Personal Information box.



4. Verify the current mobile number the University has on file to send you SE Alerts text messages. SE Alerts do not impose a separate charge for text messages, however your mobile carrier's message and data rates may apply depending on the terms and conditions of your mobile phone contract. Please contact your mobile service provider about such charges.

SE Alerts Settings

Emergency alerts are sent via text messaging to your cell phone to give you the most timely information. Depending on the type of alert if you do not acknowledge receipt of the text message, you may also receive a voice message.

Current Number to Text:

If you prefer, you may designate a different cell phone number than the one listed above.

Override Number to text Area Code Phone Number -

5. If this number is incorrect, or you prefer to receive SE Alerts text messages on a different mobile phone, input a new number in the 'Override Number to text section.'

SE Alerts Settings

Emergency alerts are sent via text messaging to your cell phone to give you the most timely information. Depending on the type of alert if you do not acknowledge receipt of the text message, you may also receive a voice message.

Current Number to Text:

If you prefer, you may designate a different cell phone number than the one listed above.

Override Number to text Area Code Phone Number -

6. SE Alerts will always be sent to your Southeast email address (sekey@semo.edu). You may also designate up to four additional email

addresses to receive SE Alerts. These can include a personal email address or the email address of a parent, guardian, spouse or family members. To ensure these personal addresses receive SE Alerts emails, it is recommended to add sealerts@newlist.semo.edu to your safe sender or contact list.

Your Southeast email address (sekey@semo.edu) will always receive alerts. You may also designate up to four additional email addresses to receive alerts. These might include a personal email address or the email address of a spouse or parent/guardian/family member who would also like to receive alerts.

Additional email address #1:

Additional email address #2:

Additional email address #3:

Additional email address #4:

7. You may opt-out of receiving SE Alerts text messages, however this is not recommended.
8. Click 'Save Changes'

SE Alerts Settings

Emergency alerts are sent via text messaging to your cell phone to give you the most timely information. Depending on the type of alert if you do not acknowledge receipt of the text message, you may also receive a voice message.

Current Number to Text:

If you prefer, you may designate a different cell phone number than the one listed above.

Override Number to text Area Code Phone Number -

Your Southeast email address (sekey@semo.edu) will always receive alerts. You may also designate up to four additional email addresses to receive alerts. These might include a personal email address or the email address of a spouse or parent/guardian/family member who would also like to receive alerts.

Additional email address #1:

Additional email address #2:

Additional email address #3:

Additional email address #4:

You may opt-out of receiving alerts via your phone; however, this is not recommended.

Opt out of both voice and text messages:

Messages and notices will be sent that include information that pertains to the Cape Girardeau, Sikeston, Malden and Kennett campuses. SE Alerts text messages are a free service provided by Southeast Missouri State University. SE Alerts do not impose a separate charge for text messages, however your mobile carrier's message and data rates may apply depending on the terms and conditions of your mobile phone contract. Please contact your mobile service provider about such charges.

The emergency alerts system also provides a mobile app that is available for both Apple and Android devices.

In addition to receiving emergency alerts, you can use the mobile app to notify campus police if you witness a crime or a potential crime or to provide information on a current alert.

[Everbridge Mobile App Installation](#)

[Everbridge Mobile App Usage Guide](#)



**For more information about Southeast's University
Emergency Procedures, visit semo.edu/dps**

**For more information about the SE Alerts emergency
notification system, visit semo.edu/alerts**

ADDITIONAL RESOURCES

UNIVERSITY POLICE: 573.651.2215